

SELFSTANDING CLIMBING TOWER

A tower for adventurers, tourists, recreatives
and other adrenaline enthusiasts



CityWall
vertical life

WHY CITYWALL CLIMBING TOWER?



- ✓ It's attractive- an outstanding climbing structure, visible from the far



- ✓ Possible combinations with other adrenaline activities (rapelling, zip line, skiing etc.)




- ✓ Possible training for other purposes (military, civil defence, fire brigade)




- ✓ Everyone will reach the top



- ✓ Use of top platform for different purposes



- ✓ Quick installation - possible preassembling and transporting in just one or several preinstalled pieces



- ✓ Rock resembling morphology



- ✓ It's safe – all tests are done in accordance to EN 12572 standard

WHO CAN USE CITYWALL CLIMBING TOWER?

The use of the tower is advised for adventure and adrenaline parks, recreative and tourist areas, spas and hotels, camps, recreation parks, sport parks, university campuses, military and civil defence training areas and other areas, where climbing is encouraged as a sports activity.

SHAPE OF CITYWALL CLIMBING TOWER



Special system of 3D modular panels, made of glass reinforced polyester, enables to create different shapes and features, that usually occur in the nature, such as overhangs, shelves, slabs, ridges.

However the tower with more overhanged design has also bigger climbing surface.

By choosing just vertical design, the tower is more appropriate for tourists and recreative climbers.



Climbers can climb on the four sides of the tower, but you can decide to cover one side with an advertisement.

CLIMBING SURFACE OF CITYWALL CLIMBING TOWER

- ✓ 3D panels-modular system
- ✓ Rock resembling morphology
- ✓ Glass reinforced polyester material, resistant and tested in extreme weather conditions
- ✓ Sandglazed surface, with good friction
- ✓ 10-13 holes for climbing holds fixation
- ✓ 3D morphology is excellent for recreatives

TECHNICAL DESCRIPTION

- Iron under- construction is hot dip galvanized
- All belay points and safety points are included in the price
- All screws for T-nuts are inox, A2. On special request, especially in case that the location of the tower is near the seaside and in moist areas, we use inox, A4 T-nuts.
- 3D climbing panels are made of glass reinforced polyester laminate, sandglazed, with 10-13 holes for climbing holds/panel, dimensions of the panel is 1x1 m
- Alluminium roof at the top of the tower; on customer's request we can make the roof of GRP panels or flat polyester laminate surface.
- The tower is made in accordance with EN 12572 standard.
- Statical calculation is made in accordance with EN 12572
- We provide standard or custom made dimensions of the tower.

STANDARD SERVICE AND MATERIAL WITHIN THE PROJECT

- Design-adjustment to the customer's needs and request
- Material (panels and construction)
- Preinstallation of the tower or individual pieces, depending on the size of the project;
- Alluminium roof
- Top belay and intermediate safety points
- Climbing holds 6pcs/m²
- Drawings for concrete foundation and lighting grounding
- Statical calculation in accordance with EN-12572
- All certificates in accordance with EN-12572
- Individual testing with pull test (only when the installation is taken by our team)
- Instructions for use and maintenance
- 24 months warranty



ADDITIONAL OPTIONS AND SERVICES

- Polyester laminate roof (on request)
- Inox A4 T-nuts
- Alluminium construction instead of hot dip galvanized
- Additional climbing holds, more than 6 pcs/ sqm
- Quickdraws
- Climbing equipment
- Transport of material to the construction site
- On-site installation service by our team: the assembly of the tower, made of preinstalled pieces, is made with the use of HIAB, estimated time of the assembly is 4-6 hours
- Export/import customs costs if needed in the country of purchase
- Transport of assembly team or supervising engineer
- Accommodation for the assembly team or supervising engineer
- Concrete foundation preparation – has to be built previously by the customer

FOR SUCCESSFUL REALIZATION OF THE PROJECT WE NEED CUSTOMER'S SUPPORT BY PROVIDING:

- Unrestricted access to the construction site with the long-truck
- Electricity supply
- Lightning grounding
- Concrete foundation preparation prior to arrival of the tower on construction site according to the plan of the producer. Please, take care for the foundation to be built in accordance with our drawing, properly and on time.
- Organizing rental of HIAB for the time of on-site installation
- Other approvals/permits that are needed according to the specific legislation in the country of purchase (i.e. building permit),
- Landscaping (gravel, rubber floor, grass etc.)
- Specific data, based on the characteristics of the location of the assembly: height above the sea level, geotechnical report or a statement of local static expert of ground area quality

STANDARDIZED CLIMBING TOWER



- Our customers can choose among numerous standardized options
- Complete preinstallation in our factory
- It can go in the truck in one piece

CITYWALL TOWER WITH FLOOR PLAN 2X1 M

Tower height	Floor plan	Surface (m²)	Number of belay points	Number of safety points	Number of climbing routes	Number of safety points/route	Number of climbing holds	Length of the tower for transport
5 m	2x1 m	30	6	12	6	2	180	5.10 m
6 m	2x1 m	36	6	18	6	3	216	6.10 m
7 m	2x1 m	42	6	24	6	4	252	7.10 m
8 m	2x1 m	48	6	30	6	5	288	8.10 m

CITYWALL TOWER WITH FLOOR PLAN 2X2 M

Tower height	Floor plan	Surface-overhanged design (m2)	Surface-vertical design (m2)	Number of belay points	Number of safety points	Number of climbing routes	Number of safety points/route	Number of climbing holds-overhanged design	Number of climbing holds-vertical design
7 m	2x2 m	68	56	8	32	8	4	408	336
8 m	2x2 m	76	64	8	40	8	5	456	384

CUSTOM MADE CLIMBING TOWER

If you have special requests, we can make a climbing tower, that is adjusted to your needs and wishes. We modify the floorplan, height and morphology, with more or less overhang.



height: 6m



height: 8m



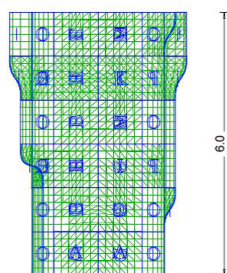
height: 10m



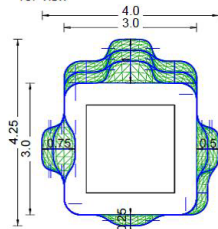
height: 12m

CLIMBING TOWER h= 6m

FRONT VIEW

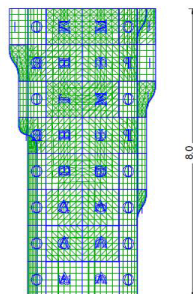


TOP VIEW

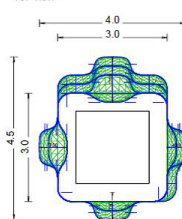


CLIMBING TOWER h= 8m

FRONT VIEW

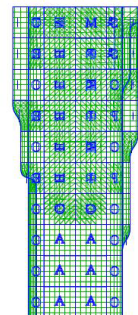


TOP VIEW

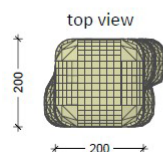
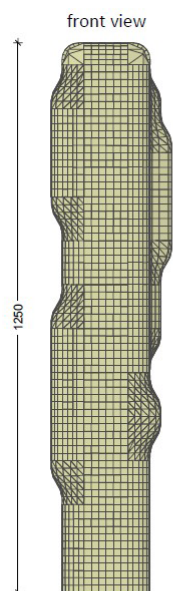
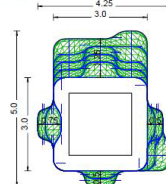


CLIMBING TOWER h= 10m


FRONT VIEW



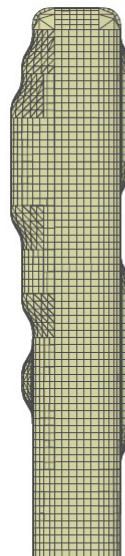
TOP VIEW




left side view



backside view



right side view





CST Climbing Systems
and Technology Ltd.

Koštialova 32
8000 Novo mesto
Slovenia (EU)

PE Ljubljana Črnuče
Brnčičeva 9
1133 Ljubljana Črnuče
Slovenia (EU)

Phone: +386 (0)1 530 41 94
+386 (0) 41 953 855
e-mail: info@citywall.si
web: www.citywall.si

CityWall
vertical life